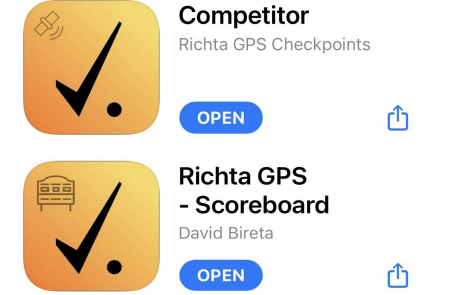
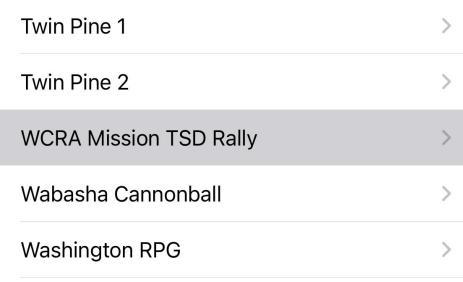
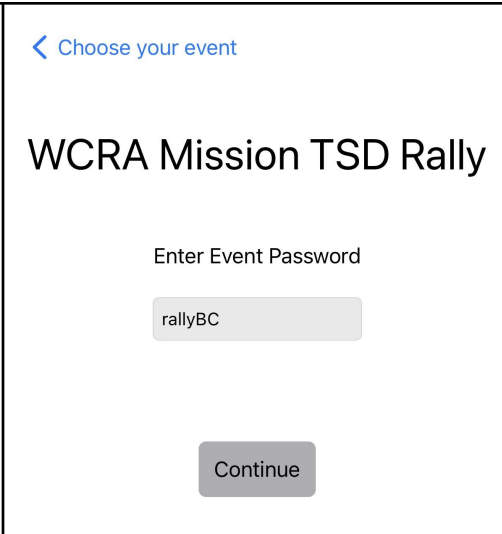
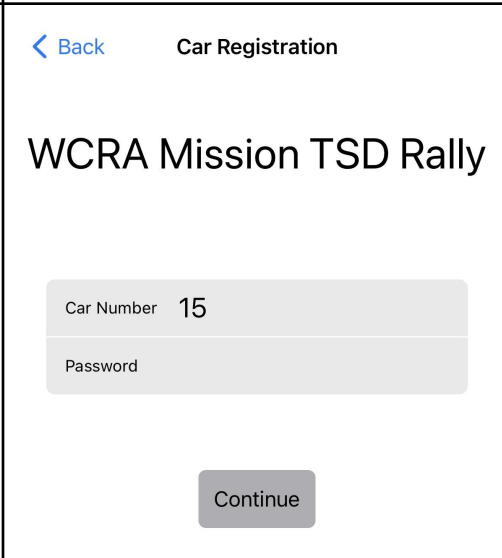


## WCRA TSD Rally - Richta Instructions

(Screenshots from iOS device)

<b>1</b>	Once your online registration is complete, and start list is posted, find your car number for the event on rallybc.ca	
<b>2</b>	To be scored in this event you must install the free “Competitor-Richta GPS Checkpoints” app on your smartphone or tablet via Google Play or iOS App Store. At this time you can also install “Richta GPS - Scoreboard”, where results will be available after the event. Open the competitor app, Review and accept Privacy Policy, and confirm App has GPS access. (If you ran a previous Richta event you’ll need to “Unregister” before continuing)	
<b>3</b>	On <i>Select Event</i> screen scroll down and choose the name of the rally given by the organiser in the email - for example “WCRA Mission TSD Rally”	

<b>4</b>	Enter event password given in the email, and click “Check Password” (Android) or “Continue” (iOS).	 <p>&lt; Choose your event</p> <h3>WCRA Mission TSD Rally</h3> <p>Enter Event Password</p> <input type="text" value="rallyBC"/> <p>Continue</p>
<b>5</b>	Enter your car number and a password of your choosing, and click continue. A password is not required, but it is recommended.	 <p>&lt; Back Car Registration</p> <h3>WCRA Mission TSD Rally</h3> <p>Car Number 15</p> <p>Password</p> <p>Continue</p>

6

Enter your class, your email, driver and navigator names separated by a slash, and phone number. Click "Submit Info"  
Please include a first name and last initial for both team members.

[← Car Registration](#)

Enter your class

Calculator

Enter your email

your@email.com

Enter driver / navigator names

Darsi S / Paul W

Enter phone number

6048675309

Submit Info

7

Once you're registered, you'll see this page. Confirm the rally clock is running and that GPS accuracy is acceptable.

The GPS accuracy may start out at a higher number, but should settle down to around 4-5 meters after a minute..

\* If you are using a device that is wifi only, you can disconnect from wifi at this point, all CPs should be loaded to your device. Your scores will not be submitted to Rallymaster until you reconnect to wifi.

\* If "event screen" popped up instead, ask staff to check "Cars" in Richta's Rallymaster app and add your class, phone, email and names if needed.

\* Rallymaster also shows your car number, status & device location: if car does not show "Ready" before the event you may get a reminder from the organiser.

The screenshot shows the Rallymaster app interface for a WCR Mission TSD Rally. At the top, the time is 4:04 and the signal strength is LTE. The rally title is "WCR Mission TSD Rally" and the car number is "Car #15". The Rally Clock is 16:04:14 and the Score is 0. The GPS Accuracy is 4 meters and the Time Allowance is 00:00. There are buttons for "TA-" and "TA+" to adjust the time allowance. Below this is a section for "Completed Checkpoints" with a table header: CP, In Time, Difference, and Score. At the bottom, there is a "Settings" link and the version number "ver. 1.23 (116)".

4:04 📶 LTE 🔋

WCR Mission TSD Rally • Car #15

Rally Clock Score

16:04:14 0

GPS Accuracy Time Allowance

4 meters 00:00

TA- TA+

Completed Checkpoints

CP	In Time	Difference	Score
----	---------	------------	-------

[Settings](#) ver. 1.23 (116)

8

During the odometer check, you'll pass "on course checkpoints". You cannot gain points at these checkpoints, they are just a way to make sure the app is working and you are on course. These are marked in the routebook.

At the start of each regularity there will be a "Restart" checkpoint at the same place you zero your odometer. Make sure the Restart shows up before you begin your regularity, or you will not be timed.

Leave this screen visible for the duration of the rally. If it's closed or you're using a different app at the same time, it may not record or GPS accuracy may be off. If you're using a Time Allowance you'll need to be able to access the buttons when your time allowance should start.

5:11 ...

WCRA Mission TSD Rally • Car #15

Rally Clock Score

17:11:52 0

GPS Accuracy Time Allowance

4 meters 00:00

TA- TA+

Completed Checkpoints

CP	In Time	Difference	Score
#5	17:30:00.0	Restart	
#4	16:58:56.3	On Course	0.0
#3	16:51:44.8	On Course	0.0
#2	16:50:37.0	On Course	0.0
#1	16:49:18.1	On Course	0.0

[Settings](#) ver. 1.23 (116)

9

As you pass checkpoints, they will show up on the screen, accompanied by a beep or voice report.

On the right is a screen shot showing the rally clock, current score, and checkpoints that have been passed.

Checkpoint #10 was beyond the maximum allowable lateness and given maximum points of 300.

10:07 📶 📶 🔋

WCRA Mission TSD Rally • Car #13

Rally Clock Score

10:07:25 866.1

GPS Accuracy Time Allowance

Off 00:00

Completed Checkpoints TA- TA+

CP	In Time	Difference		Score
#10	18:06:08.7	09:09.0 Late		300.0
#9	17:42:48.6	00:05.6 Early		5.6
#8	17:39:20.8	00:05.5 Late		5.5
#7	17:38:23.1	00:06.5 Late		6.5
#6	17:32:28.0	00:01.9 Early		1.9
#5	17:28:00.0	Restart		
#4	16:59:04.1	On Course		0.0

[Settings](#) ver. 1.23 (116)

<b>10</b>	<p>Time allowances will show up red with the amount selected.</p> <p>* If multiple cars are trying to use the same minute, the minute will go to the lower car number. The lower car number can make a choice to pull over when and where safe, take a higher time allowance, and allow others to pass - but are not required to do so.</p> <p>* Time allowances are as follows:</p> <table style="width: 100%; border: none;"> <tr> <td style="text-align: center;">+0:10</td> <td style="text-align: center;">+0:20</td> <td style="text-align: center;">+0:30</td> <td style="text-align: center;">+1:30</td> </tr> <tr> <td style="text-align: center;">+2:30</td> <td style="text-align: center;">+3:30</td> <td style="text-align: center;">+4:30</td> <td style="text-align: center;">+5:30</td> </tr> <tr> <td style="text-align: center;">+6:30</td> <td style="text-align: center;">+7:30</td> <td style="text-align: center;">+8:30</td> <td style="text-align: center;">+9:30</td> </tr> </table> <p>* Time allowances will return to zero when you pass a “Restart” checkpoint.</p>	+0:10	+0:20	+0:30	+1:30	+2:30	+3:30	+4:30	+5:30	+6:30	+7:30	+8:30	+9:30	<div style="text-align: right;">WCRA Mission TSD Rally • Car #15</div> <table style="width: 100%; border: none;"> <tr> <td style="text-align: left;">Rally Clock</td> <td style="text-align: right;">Score</td> </tr> <tr> <td style="text-align: left;"><b>01:00:46</b></td> <td style="text-align: right;"><b>0</b></td> </tr> <tr> <td style="text-align: left;">GPS Accuracy</td> <td style="text-align: right;">Time Allowance</td> </tr> <tr> <td style="text-align: left;"><b>6 meters</b></td> <td style="text-align: right;"><b>04:30</b></td> </tr> <tr> <td style="text-align: right;"><input type="button" value="TA-"/></td> <td style="text-align: right;"><input type="button" value="TA+"/></td> </tr> </table> <p>Completed Checkpoints</p> <table style="width: 100%; border: none;"> <thead> <tr style="background-color: #f2f2f2;"> <th style="text-align: left;">CP</th> <th style="text-align: left;">In Time</th> <th style="text-align: left;">Difference</th> <th style="text-align: left;">Score</th> </tr> </thead> <tbody> <tr> <td> </td> <td> </td> <td> </td> <td> </td> </tr> </tbody> </table>	Rally Clock	Score	<b>01:00:46</b>	<b>0</b>	GPS Accuracy	Time Allowance	<b>6 meters</b>	<b>04:30</b>	<input type="button" value="TA-"/>	<input type="button" value="TA+"/>	CP	In Time	Difference	Score				
+0:10	+0:20	+0:30	+1:30																													
+2:30	+3:30	+4:30	+5:30																													
+6:30	+7:30	+8:30	+9:30																													
Rally Clock	Score																															
<b>01:00:46</b>	<b>0</b>																															
GPS Accuracy	Time Allowance																															
<b>6 meters</b>	<b>04:30</b>																															
<input type="button" value="TA-"/>	<input type="button" value="TA+"/>																															
CP	In Time	Difference	Score																													

## **FAQ:**

Q: What if my phone or tablet fails?

A: As insurance, register a second device using your assigned car number plus 60 (#15 should use 75). IF primary device fails we can use backup for missing controls (a wireless tablet with GPS is OK as long as scores get uploaded at the end of the rally).

Q: Control “beep” & score seem late?

A: Think of each control as a GPS “bubble”. Since diameter varies with terrain & other conditions, the Richta app averages your entry & exit time to score midpoint.

Q: What if a flat tire or detour made us late?

A: If delay is under 10 minutes use a Time Allowance. Do not attempt to “catch up” by speeding or driving in an unsafe manner.

## **Other Info:**

- \* Phones do NOT need cell service throughout a rally for Richta to work, just GPS. Competitor app records all scores on your phone or tablet, but can't upload until you have a WiFi or data connection.
- \* Make sure the Location Service (i.e., GPS) is turned on. Open the Richta app and confirm it's working by checking "Rally Clock" is running. Also drive around the parking lot and confirm GPS coordinates are changing.
- \* Try to make sure the app remains visible on your device during events. If displaying something else it may not record checkpoints.
- \* GPS apps use more power, so keep device connected or battery may run down.
- \* Once the app is set up you only need to interact with it to enter a time allowance.
- \* On rally day turn off other apps & notifications on your device running Competitor. You should not run other apps during TSD's, if needed use another device if possible.
- \* Keep devices running the app "daylight visible", GPS works poorly with phone on the floor or under dash.
- \* If the app keeps shutting itself off go to your phone settings for Apps, and make sure the Competitor app has Location and Storage permissions turned on.
- \* If app stops and you have no backup, pull safely off the road, reboot app and continue. Take a time allowance if necessary. The app will resume where it left off but if you pass a checkpoint while it's not running you will not be timed but scored as a max.

### **Related links:**

Richta Documentation and Apps: <https://richtarally.com>